




HOW TO FIND THE **RIGHT** CUP DISPENSER

San Jamar provides a broad range of cup dispensers to fit any need. They not only dispense cups but they will reduce waste, optimize your efficiency and give your entire operation a cleaner, more organized, professional look. But how do you know which dispenser is best suited for your needs? Well, San Jamar has created this helpful guide to assist you in determining which dispenser will work best for you.

FINDING THE RIGHT DISPENSER



Wireworks™




Sentry®



EZ-Fit®



Stainless Steel



Water and
Pull-Type Cup

JUST GOT A WHOLE LOT EASIER

Where will the cup dispenser go?

What size cup(s) can be used?

Countertop

Fits 8 – 44 oz. cups
(236 – 1300 mL)

Countertop
In-Counter
Surface Mount

Fits 4 – 44 oz. cups
(118 – 1300 mL)

Countertop
In-Counter
Surface Mount

Fits 6 – 64 oz. cups
(177 – 1893 mL)
*also dispenses specialty sizes

Countertop
In-Counter
Surface Mount

Fits 6 – 46 oz. cups
(177 – 1360 mL)

Surface Mount

Fits 1/4 – 46 oz. cups
(52 – 1360 mL)

All San Jamar cup dispensers dispense paper, plastic and foam cups and feature one-at-a-time dispensing to reduce waste and save money.

Are cup sizes or styles frequently changed?

Where are your cup dispensers placed?

Change cup size/style often without changing dispenser.

Low to Medium traffic areas

Change cup size/style often without changing dispenser.

Low to High traffic areas

Change cup size/style often without changing dispenser.

Low to Medium traffic areas

Change cup size/style seldom. May require a new dispenser when changing cup size/style.

Low to High traffic areas

Change cup size/style seldom. May require a new dispenser when changing cup size/style.

Low to High traffic areas

What else do you need to know?

- Lowest cost option for dispensing cups on the counter
- Simple to use, easy to adjust
- Minimal maintenance
- Available with side panels that better protect cups
- Optional straw holder and spindles for dome lids

- No wear parts
- Easy, fast and exact adjustments
- Adjustable Lifetime Levers™ prevent marring of cups

- Set it and forget it gaskets provide smooth tamper-proof dispensing
- Includes a gasket pack to accommodate a range of sizes
- Replaceable gaskets
- Available in fixed rim

- The utmost in durability
- No wear parts
- Attractive appearance enhances your environment

- Available in a variety of finishes/colors
- Self-adjusting units
- Units with transparent tube allow easy monitoring of cup levels

Now, let's put a lid on it



L2400C

EZ-FIT® IN-COUNTER LID DISPENSERS AND LID DISPENSER CABINETS

- Sanitary dispensing of cold beverage lids
- One-at-a-time dispensing reduces waste, saves money
- One-handed operation

EZ-Fit In-Counter Lid Dispenser

| ITEM | APPROXIMATE CUP SIZE |
|--------|-----------------------------|
| L2200C | 8 – 24 oz. (237 – 710 mL) |
| L2400C | 24 – 46 oz. (710 – 1360 mL) |

EZ-Fit Lid Dispenser Cabinets

| ITEM | APPROXIMATE CUP SIZE |
|---------|---|
| L2910BK | (1) 8 – 24 oz. (237 – 710 mL) |
| L2920BK | (1) 24 – 46 oz. (710 – 1360 mL) |
| L2912BK | (1) 8 – 24 oz. (237 – 710 mL) / (1) 24 – 46 oz. (710 – 1360 mL) |
| L2913BK | (2) 8 – 24 oz. (237 – 710 mL) / (1) 24 – 46 oz. (710 – 1360 mL) |
| L2923BK | (1) 8 – 24 oz. (237 – 710 mL) / (2) 24 – 46 oz. (710 – 1360 mL) (2) |



L2920BK L2912BK L2913BK



L2204 L2203

LID TOWERS

- High capacity
- Countertop design gives you the flexibility to move the organizer for changing needs

Lid Towers

| ITEM | APPROXIMATE CUP SIZE |
|-------|--------------------------------|
| L2202 | Any lid up to 46 oz. (1360 mL) |
| L2203 | Any lid up to 46 oz. (1360 mL) |
| L2204 | Any lid up to 46 oz. (1360 mL) |

WALL-MOUNT LID DISPENSERS

- Available in single and double lid designs
- Easy front loading
- Wall mount or use a stand

Wall-Mount Lid Dispensers

| ITEM | APPROXIMATE CUP SIZE |
|-------|--|
| L3200 | 6 – 10 oz. (177 – 295 mL) |
| L3400 | 12 – 24 oz. (355 – 710 mL) |
| L3500 | 32 – 46 oz. (946 – 1360 mL) |
| L3402 | 6 – 24 oz. (177 – 710 mL) – double lid |
| L3502 | 24 – 46 oz. (710 – 1360 mL) – double lid |




L3400 L3402

PRODUCT SPECS

Sentry®


Sentry® In-Counter Adjustable Cup Dispenser

| | |
|----------|----------------------------|
| C5450C | 8 – 44 oz. (237 – 1301 mL) |
| C5450C18 | 8 – 44 oz. (237 – 1301 mL) |
| C5250C | 4 – 24 oz. (118 – 710 mL) |
| C5250C18 | 4 – 24 oz. (118 – 710 mL) |



Sentry® Surface Mount Adjustable Cup Dispenser

| | |
|---------|----------------------------|
| C5250SM | 4 – 24 oz. (118 – 710 mL) |
| C5450SM | 8 – 44 oz. (237 – 1301 mL) |



Sentry® Beverage Dispenser Cabinets

| | |
|---------|--------------------------------|
| C2951BK | (1) 8 – 44 oz. (237 – 1301 mL) |
| C2952BK | (2) 8 – 44 oz. (237 – 1301 mL) |
| C2953BK | (3) 8 – 44 oz. (237 – 1301 mL) |



Sentry® Beverage & Lid Dispenser Cabinets

| | |
|-------------|---|
| L22CS2951BK | (1 Cup) 8 – 44 oz. (237 – 1301 mL) / (1 Lid) 8 – 24 oz. (237 – 710 mL) / (1) Straw |
| L22C2951BK | (1 Cup) 8 – 44 oz. (237 – 1301 mL) / (1 Lid) 8 – 24 oz. (237 – 710 mL) |
| L24C2951BK | (1 Cup) 8 – 44 oz. (237 – 1301 mL) / (1 Lid) 24 – 46 oz. (710 – 1360 mL) |



Sentry® Stainless Steel Beverage Dispenser Cabinets

| | |
|-------|--------------------------------|
| C2852 | (2) 8 – 44 oz. (237 – 1301 mL) |
| C2853 | (3) 8 – 44 oz. (237 – 1301 mL) |
| C2854 | (4) 8 – 44 oz. (237 – 1301 mL) |



EZ-Fit®


EZ-Fit®

| | |
|----------|-----------------------------|
| C2410C | 8 – 46 oz. (237 – 1360 mL) |
| C2410C18 | 8 – 46 oz. (237 – 1360 mL) |
| C2410CBK | 8 – 46 oz. (237 – 1360 mL) |
| C2210C | 6 – 24 oz. (177 – 710 mL) |
| C2210C18 | 6 – 24 oz. (177 – 710 mL) |
| C2510C | 32 – 64 oz. (946 – 1892 mL) |
| C2010C | ½ – 2½ oz. (15 – 74 mL) |



Surface Mount EZ-Fit®

| | |
|---------|----------------------------|
| C2210SM | 6 – 24 oz. (177 – 710 mL) |
| C2450SM | 8 – 46 oz. (237 – 1360 mL) |



EZ-Fit® Beverage Dispenser Cabinets

| | |
|---------|--------------------------------|
| C2901 | (1) 8 – 46 oz. (237 – 1360 mL) |
| C2901BK | (1) 8 – 46 oz. (237 – 1360 mL) |
| C2902 | (2) 8 – 46 oz. (237 – 1360 mL) |
| C2902BK | (2) 8 – 46 oz. (237 – 1360 mL) |
| C2903 | (3) 8 – 46 oz. (237 – 1360 mL) |
| C2903BK | (3) 8 – 46 oz. (237 – 1360 mL) |



EZ-Fit® Stainless Steel Beverage Dispenser Cabinets

| | |
|-------|--------------------------------|
| C2702 | (2) 6 – 24 oz. (177 – 710 mL) |
| C2703 | (3) 6 – 24 oz. (177 – 710 mL) |
| C2704 | (4) 6 – 24 oz. (177 – 710 mL) |
| C2802 | (2) 8 – 46 oz. (237 – 1360 mL) |
| C2803 | (3) 8 – 46 oz. (237 – 1360 mL) |
| C2804 | (4) 8 – 46 oz. (237 – 1360 mL) |



* Approximate cup ounces listed. For detailed spec information, see catalog.

PRODUCT SPECS


Stainless Steel

Stainless Steel Counter-Mount Beverage Cup

C3200CF (foam only)
 C3200CH 6 – 10 oz. (177 – 296 mL)
 C3200CV

C3400CF (foam only)
 C3400CH 12 – 24 oz. (355 – 710 mL)
 C3400CV

C3500CF (foam only)
 C3500CH 36 – 46 oz. (1065 – 1360 mL)
 C3500CV



Stainless Steel Surface-Mount (Elevator) Beverage Cup

C3200EF (foam only)
 C3200EH 6 – 10 oz. (177 – 296 mL)
 C3200EV

C3400EF (foam only)
 C3400EH 12 – 24 oz. (355 – 710 mL)
 C3400EV

C3500EF (foam only)
 C3500EH 36 – 46 oz. (1065 – 1360 mL)
 C3500EV



Stainless Steel Pull-Type Beverage Cup

C3200P 6 – 10 oz. (177 – 296 mL)
 C3400P 12 – 24 oz. (355 – 710 mL)
 C3500P 36 – 46 oz. (1065 – 1360 mL)



Small Pull-Type Water Cup

C4150SS (Cone) 3 – 4½ oz. (89 – 133 mL) (Flat) 3 – 5 oz. (89 – 148 mL)
 C4160* (Cone) 3 – 4½ oz. (89 – 133 mL) (Flat) 3 – 5 oz. (89 – 148 mL)




Small Pull-Type Water Cup with Throat

C4180* (Cone) 3 – 4½ oz. (89 – 133 mL) (Flat) 3 – 5 oz. (89 – 148 mL)



Medium Pull-Type Water Cup

C3165* (Cone) 4 – 10 oz. (118 – 296 mL) (Flat) 4 – 10 oz. (118 – 296 mL)



Large Pull-Type Water Cup

C3250SS (Cone) 4½ – 7 oz. (133 – 207 mL) (Flat) 6 – 12 oz. (177 – 355 mL)
 C3450SS (Cone) 8 – 12 oz. (237 – 355 mL) (Flat) 12 – 24 oz. (355 – 710 mL)
 C3260* (Cone) 4½ – 7 oz. (133 – 207 mL) (Flat) 6 – 12 oz. (177 – 355 mL)



Pull-Type Foam Beverage Cup

C4210PFSD 4 – 10 oz. (118 – 296 mL)
 C4410PFSD 12 – 24 oz. (355 – 710 mL)
 C4200PF 4 – 10 oz. (118 – 296 mL)
 C4400PF 12 – 24 oz. (355 – 710 mL)
 C4500PF 32 – 46 oz. (946 – 1360 mL)



Pull-Type Paper/Plastic Beverage Cup

C4210PRD 4 – 10 oz. (118 – 296 mL)
 C4410PRD 12 – 24 oz. (355 – 710 mL)



Adjustable Portion Cup Dispensers

C3000EWH ¼ – 4½ oz. (52 – 133 mL)
 C3000PSS ¼ – 4½ oz. (52 – 133 mL)

Wireworks™ Cup Dispenser & Lid Organizer

C8503WF 2 cup dispensers, 1 lid organizer
 C8504WF 3 cup dispensers, 1 lid organizer
 C8503WFD 2 cup dispensers, 1 lid organizer; 2 side panels
 C8504WFD 3 cup dispensers, 1 lid organizer; 2 side panels

8 – 44 oz.
 (237 – 1301 mL)



Water & Pull-Type Cup

Wireworks™



San Jamar

555 Koopman Lane
Elkhorn, Wisconsin 53121
USA
T: +1.262.723.6133
F: +1.262.723.4204
info@sanjamar.com
www.sanjamar.com

Canada

3300 Bloor Street West
Center Tower, 11th Floor
Suite 3140 Toronto, ON
M8X 2X3
CANADA
T: +1.416.760.7367
F: +1.416.207.2071
canada@sanjamar.com

Europe

Schoorstraat 26a, bus 1
2220 Heist op-den Berg
BELGIUM
T: +32 1522 8140
F: +32 1522 8148
emea@sanjamar.com

México

Av. Universidad #1377-701
Colonia Axotla. CP 01030
Del. Alvaro Obregón
MEXICO, D.F.
T: +52 (55) 3626 0772
F: +52 (55) 5273 4495
mexico@sanjamar.com