



C O N V E Y O R



T O A S T E R S





### COLORGUARD SENSING SYSTEM

Exclusive, patented compensating system monitors cabinet temperature and adjusts conveyor speed during high usage periods to assure uniform toast.

### STATE-OF-THE-ART ELECTRONIC CONTROLS

Precisely regulate both top and bottom heating elements for perfect golden toasting every time.

### POWER SAVE MODE WITH INDICATOR LIGHT

Saves energy and money during slow periods.



TQ-400



TQ-800H

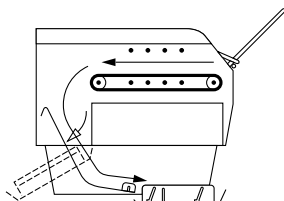
**SERVING MEALS WITH TOAST APPEAL.**





## The Efficient Toast-Qwik Design Features:

- ColorGuard sensing system assures toast uniformity for TQ-400, -800, -1200, and -1800 series
- Electronic infinite controls regulate top and bottom heat
- Electronic conveyor speed control
- Easy-to-load ramp with front or rear discharge
- Power save mode conserves energy and saves money
- Opening height for H and HBA models is 3" (76 mm). For all other models the opening height is 2" (51 mm) to handle thin or thick bread products
- Delivers from 300 to 1800 slices per hour
- Sturdy, compact construction built for long-lasting durability
- Aluminum toast collector tray prevents condensation
- Removable crumb tray for easy cleaning
- Insulation and an interior fan provide cool surface temperatures
- Heating elements guaranteed against burnout and breakage for two years
- Permanently lubricated ball bearing motor
- 6' (1829 mm) cord and plug



### Product Performance

Restaurants and Cafeterias					
No. of Customers	Serving Times				
	TQ-400, -400H, -400BA, -10	TQ-800, -800BA, -800H, -800HBA	TQ-1200, -1800H	TQ-1800, -1800BA, -1800HBA	
30	12 min.	5 min.	3 min.	2 min.	
60	24 min.	9 min.	6 min.	4 min.	
90	36 min.	13 min.	9 min.	6 min.	
120	48 min.	18 min.	12 min.	8 min.	

Serving Size = 2 slices per customer

Hospitals and Nursing Homes					
No. of Beds	Serving Times				
	TQ-400, -400H, -400BA, -10	TQ-800, -800BA, -800H, -800HBA	TQ-1200, -1800H	TQ-1800, -1800BA, -1800HBA	
25	10 min.	4 min.	3 min.	2 min.	
50	20 min.	8 min.	5 min.	4 min.	
75	30 min.	11 min.	8 min.	5 min.	
100	40 min.	15 min.	10 min.	7 min.	
125	50 min.	19 min.	13 min.	9 min.	

Serving Size = 2 slices per customer

Schools and Universities					
No. of Students	Serving Times				
	TQ-400, -400H, -400BA, -10	TQ-800, -800BA, -800H, -800HBA	TQ-1200, -1800H	TQ-1800, -1800BA, -1800HBA	
50	10 min.	4 min.	3 min.	2 min.	
75	15 min.	6 min.	4 min.	3 min.	
100	20 min.	8 min.	5 min.	4 min.	
125	25 min.	9 min.	6 min.	5 min.	
150	30 min.	11 min.	8 min.	5 min.	

Serving Size = 1 slice per customer

## TOAST-QWIK®

### THE "GOLDEN STANDARD" IN QUALITY AND VALUE

For uniformly colored golden-brown toast, as well as bagels, buns and English muffins, Toast-Qwik Conveyor Toasters provide the optimum in features, quality and value. Capacities range from 300 to 1800 slices per hour. Hatco versatility offers standard and bagel models, as well as versions with a taller opening for thicker products and a high-speed model. The front or rear discharge allows Toast-Qwik to be placed where it is most convenient – for sending product to operator side or customer/server. With more precise control, improved performance and the best toasting of bread products ever, discover what Toast-Qwik can do for your foodservice operation.



TQ-800HBA



TQ-1800 toasts three slices wide

### ECONOMICAL AND VERSATILE

The Hatco Toast-Qwik TQ-10 economy conveyor toaster offers the flexibility and performance to perfectly toast bread and buns fast, up to 300 slices per hour. Utilizing conveyor speed, not temperature, to determine toasting color, allows for instant adjustment of toasting time to match the bread product being toasted. Durable powdercoated steel top and aluminized steel construction assure years of trouble-free service.

### TQ-10 Features:

- Economy model with easy-to-use controls for power and conveyor speed
- Delivers up to 300 slices per hour
- Independent controls for one- or two-sided toasting
- Conveyor feeding guide reduces operator time
- Front or rear discharge
- Permanently lubricated ball bearing motor
- Heating elements guaranteed against burnout and breakage for two years
- 6' (1829 mm) cord and plug



TQ-10

# TOAST-RITE®

## PERFORMANCE. RELIABILITY. QUALITY.

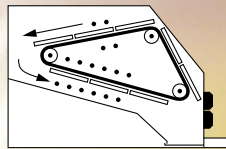
Toast-Rite Conveyor Toasters are a great choice for constant, medium-to-high volume applications. The semi-horizontal basket-style toaster produces up to 600 slices of bread, buns, bagels and English muffins per hour. The thermostatically controlled unit offers front loading and front discharge. Multiple heating elements assure continuous toasting, and are guaranteed against burnout and breakage for two years.



TRH-60

### Toast-Rite Features:

- Toasts a variety of bread product
- Conveyor speed control to determine toasting color
- Front loading and front discharge
- Heated toast storage area helps maintain serving temperatures and prevents condensation
- Heavy-duty gear motor and rugged conveyor chains for dependable service
- Thermostatic control conserves energy
- Fully insulated motor compartment for cooler surface temperatures
- Manual advance for easy-to-clean convenience
- Permanently lubricated ball bearing motor
- Heating elements guaranteed against burnout and breakage for two years
- 4' (1219 mm) cord and plug



### Product Performance

Restaurants and Cafeterias		
No. of Customers	Serving Times	
	TRH-50	TRH-60
30	8 min.	6 min.
60	15 min.	12 min.
90	22 min.	18 min.
120	29 min.	24 min.

Serving Size = 2 slices per customer

Hospitals and Nursing Homes		
No. of Beds	Serving Times	
	TRH-50	TRH-60
25	6 min.	5 min.
50	13 min.	10 min.
75	19 min.	15 min.
100	25 min.	20 min.
125	31 min.	25 min.

Serving Size = 2 slices per customer

Schools and Universities		
No. of Students	Serving Times	
	TRH-50	TRH-60
50	6 min.	5 min.
75	10 min.	8 min.
100	13 min.	10 min.
125	16 min.	13 min.
150	19 min.	15 min.

Serving Size = 1 slice per customer

PERFORMANCE THAT REALLY STACKS UP.





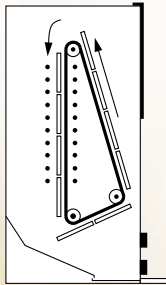
# TOAST KING®

## THE PERFECT CHOICE FOR CONSTANT, HIGH VOLUME OPERATIONS

Hatco Toast King Conveyor Toasters combine fast heat-up, uniform toasting and dependable performance. With three-basket access for fast loading and a vented top to keep heat away from the operator, these toasters are capable of producing 720 to 1550 slices per hour.



TK-72



### Product Performance

Restaurants and Cafeterias			
No. of Customers	Serving Times		
	TK-72	TK-100	TK-135B
30	5 min.	4 min.	3 min.
60	10 min.	8 min.	6 min.
90	15 min.	11 min.	8 min.
120	20 min.	15 min.	11 min.
150	25 min.	19 min.	14 min.

Serving Size = 2 slices per customer

Hospitals and Nursing Homes		
No. of Beds	Serving Times	
	TK-72	TK-100
50	8 min.	6 min.
100	16 min.	12 min.
150	25 min.	18 min.
200	33 min.	24 min.
250	42 min.	30 min.

Serving Size = 2 slices per customer

Schools and Universities		
No. of Students	Serving Times	
	TK-72	TK-100
100	8 min.	6 min.
200	16 min.	12 min.
300	25 min.	18 min.
400	33 min.	24 min.
500	42 min.	30 min.

Serving Size = 1 slice per customer



TK-100



TK-135B

### Toast King Features:

- Models TK-72 and TK-100 are bread and bun toasters that feature instant color control and accommodate extra large buns up to 5" (127 mm) round and "Texas Toast" up to 1 1/4" (32 mm) thick
- Model TK-135B is a SINGLE SIDED Bun Toaster which toasts only the cut side of the bun - while heating the whole bun
- Model TK-155B is designed to perfectly toast 3-part hamburger buns. Bun Heels and Crowns are placed on the outer ends of the basket, where only the cut side is toasted. The club section of the bun is placed in the middle, where both sides are toasted
- Toasts a variety of bread product
- Conveyor speed control to determine toasting color
- Three-basket access, front loading and front discharge
- Vented top keeps heat away from operator
- Aluminum toast storage tray keeps product warm and prevents condensation
- Heavy-duty gear motor and rugged conveyor chains for dependable service
- Thermostatic control conserves energy
- Fully insulated motor compartment for cooler surface temperatures
- Manual advance for easy-to-clean convenience
- Permanently lubricated ball bearing motor
- Heating elements guaranteed against burnout and breakage for two years
- 4' (1219 mm) cord and plug

# BENEFITS

Built to meet the tough demands of today's foodservice operations, Hatco toasters use multiple heating elements to assure continuous operation. Hatco elements are guaranteed against burnout and breakage for two years, with one-year parts and on-site labor.



## Easy-to-clean and maintain

The brush finish stainless steel exterior can be quickly wiped clean with a damp cloth or non-abrasive stainless steel cleaner. The chrome finish conveyor baskets on Toast-Rite® and Toast King® models are easily removed for cleaning, and the side panels can also be removed for access to elements and controls. The manual advance knob on Toast-Rite and Toast King toasters rotates the conveyor and baskets without energizing the toaster. The Toast-Qwik® crumb tray is easily removed for cleaning.

## Prevent wasted energy

All material and components used in Hatco toasters are selected for durability and performance. And every toaster is pre-tested prior to shipment. Hatco toasters feature a fiberglass insulation that reflects heat back into the toasting area. To maximize savings, Toast-Rite and Toast King models feature a power-saving thermostat that automatically adjusts to variations in toast products. Most Toast-Qwik toasters feature a power save mode with an indicator light to save energy during slow periods. For durability, maximum performance and dependable service, you get more value for your dollar with Hatco.







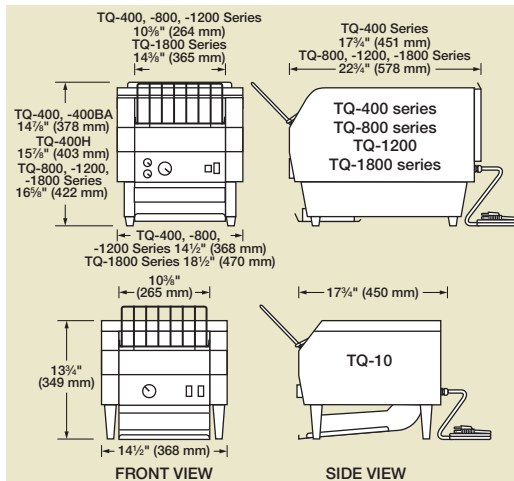
Ease of use – with a simple turn of a dial, Hatco toasters turn out consistently golden brown slices toasted on one or both sides as required.



**YOUR BEST BUY, ANY WAY YOU SLICE IT.**

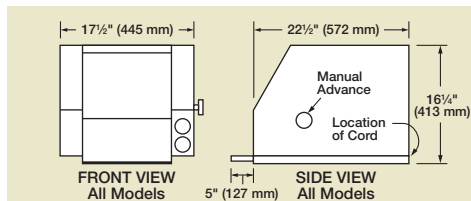


# SPECIFICATIONS



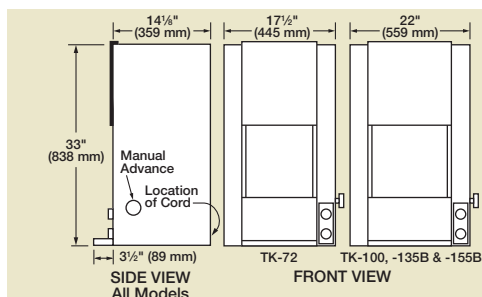
## TOAST-QWIK®

Model	kW*	Type	Cap./Min.†	Dimensions	Ship. Wt.
TQ-400	1.8‡	All	6 slices	14 1/2"W x 17 3/4"D x 14 1/4"H (368 x 451 x 378 mm)	46 lbs. (21 kg)
TQ-400BA	1.8	Bagels/Buns	6 slices	14 1/2"W x 17 3/4"D x 14 1/4"H (368 x 451 x 378 mm)	46 lbs. (21 kg)
TQ-400H	2.2	All	6 slices	14 1/2"W x 17 3/4"D x 15 1/4"H (368 x 451 x 403 mm)	48 lbs. (22 kg)
TQ-800	3.3	All	14 slices	14 1/2"W x 22 3/4"D x 16 1/4"H (368 x 578 x 422 mm)	52 lbs. (24 kg)
TQ-800BA	3.3	Bagels/Buns	14 slices	14 1/2"W x 22 3/4"D x 16 1/4"H (368 x 578 x 422 mm)	52 lbs. (24 kg)
TQ-800H	3.3	All	13 slices	14 1/2"W x 22 3/4"D x 16 1/4"H (368 x 578 x 422 mm)	52 lbs. (24 kg)
TQ-800HBA	3.3	Bagels/Buns	14 slices	14 1/2"W x 22 3/4"D x 16 1/4"H (368 x 578 x 422 mm)	52 lbs. (24 kg)
TQ-1200	4.0	Bread	20 slices	14 1/2"W x 22 3/4"D x 16 1/4"H (368 x 578 x 422 mm)	52 lbs. (24 kg)
TQ-1800	4.4	All	30 slices	18 1/2"W x 22 3/4"D x 16 1/4"H (470 x 578 x 422 mm)	75 lbs. (34 kg)
TQ-1800BA	4.6	Bagels/Buns	30 slices	18 1/2"W x 22 3/4"D x 16 1/4"H (470 x 578 x 422 mm)	75 lbs. (34 kg)
TQ-1800H	4.6	All	30 slices	18 1/2"W x 22 3/4"D x 16 1/4"H (470 x 578 x 422 mm)	75 lbs. (34 kg)
TQ-800HBA	4.6	Bagels/Buns	30 slices	18 1/2"W x 22 3/4"D x 16 1/4"H (470 x 578 x 422 mm)	75 lbs. (34 kg)
TQ-10	1.8	Bread/Buns	5 slices	14 1/2"W x 17 3/4"D x 13 3/4"H (368 x 451 x 349 mm)	34 lbs. (15 kg)



## TOAST-RITE®

Model	kW*	Type	Cap./Min.†	Dimensions	Ship. Wt.
TRH-50	2.7	Bread/Buns	8 slices	17 1/2"W x 22 3/4"D x 16 1/4"H (445 x 572 x 413 mm)	60 lbs. (27 kg)
TRH-60	3.8	Bread/Buns	10 slices	17 1/2"W x 22 3/4"D x 16 1/4"H (445 x 572 x 413 mm)	60 lbs. (27 kg)

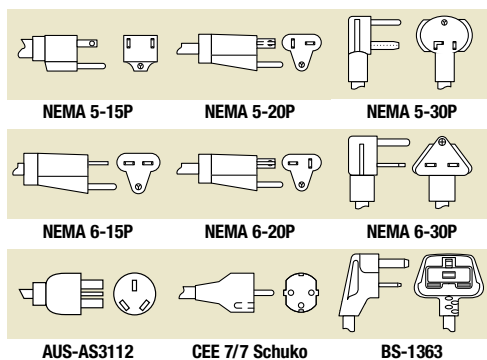


## TOAST KING®

Model	kW*	Type	Cap./Min.†	Dimensions	Ship. Wt.
TK-72	4.0	Bread/Buns	12 slices	17 1/2"W x 14"D x 33"H (445 x 356 x 838 mm)	76 lbs. (35 kg)
TK-100	5.0	Bread/Buns	16 slices	22"W x 14"D x 33"H (559 x 356 x 838 mm)	88 lbs. (40 kg)
TK-135B	4.3	Buns Only	22 slices	22"W x 14"D x 33"H (559 x 356 x 838 mm)	88 lbs. (40 kg)
TK-155B	5.0	3-Part Buns	25 slices	22"W x 14"D x 33"H (559 x 356 x 838 mm)	88 lbs. (40 kg)

\* High watt toasters available, consult factory. † Toasting capacity may vary by product. Toasting of coated products not recommended.  
‡ 120 volts only. 2.2 kW for 208 and 240 volt models.

# PLUG CONFIGURATIONS



## TOAST-QWIK

Model	120 Volt 60 Hz	208 Volt 60 Hz	240 Volt 60 Hz	200 Volt 50/60 Hz	220 Volt 50 Hz	240 Volt 50 Hz
TQ-400 / TQ-400BA	5-15P, 5-20P*	6-15P	6-15P	AUS-AS3112	AUS-AS3112, CEE 7/7 Schuko, BS-1363	AUS-AS3112, CEE 7/7 Schuko, BS-1363
TQ-400H	—	6-15P	6-15P	No Cap	No Cap	No Cap
TQ-800, -800BA, TQ-800H, -800HBA	—	6-20P	6-15P, 6-20P*	No Cap	No Cap	No Cap
TQ-1200	—	6-30P	6-30P	—	—	—
TQ-1800, -1800BA, TQ-1800H, -1800HBA	—	6-30P	6-30P	—	—	—
TQ-10	5-15P, 5-20P*	6-15P	6-15P	AUS-AS3112	AUS-AS3112, CEE 7/7 Schuko, BS-1363	AUS-AS3112, CEE 7/7 Schuko, BS-1363

## TOAST-RITE

Model	120 Volt 60 Hz	208 Volt 60 Hz	240 Volt 60 Hz	220 Volt 50 Hz	240 Volt 50 Hz
TRH-50	5-30P	6-20P	6-20P	No Cap	No Cap
TRH-60	—	6-20P, 6-30P*	6-20P	No Cap	No Cap

## TOAST KING

Model	208 Volt 60 Hz	240 Volt 60 Hz	220 Volt 50 Hz	240 Volt 50 Hz
TK-72	6-30P	6-30P	No Cap	No Cap
TK-100	6-30P	6-30P	No Cap	No Cap
TK-135B	6-30P	6-30P	No Cap	No Cap
TK-155B	6-30P	6-30P	No Cap	No Cap

\* Indicates plug for Canada.

Shaded areas indicate models for Export use only.



*Nothing less than the best.™*

P.O. Box 340500  
Milwaukee, WI 53234-0500  
(800) 558-0607 (414) 671-6350  
www.hatcocorp.com  
E-mail: equipsales@hatcocorp.com

Printed in U.S.A.

Hatco Conveyor Toasters meet one or more of these agency certifications.



Form No. CTB-2502-3 HC-BU  
Revised July 2008