



36 E Series Heavy Duty Boil Section Top Range

Item: _____
Quantity: _____
Project: _____
Approval: _____
Date: _____

Models:

☐ 36ER39

☐ 36ES39

Six Boil Section Top Range



Model 36ER39

Standard Features:

- Stainless steel front and sides
- Stainless steel front rail
- Chrome plated, 4 position removable rack guides w/oven rack
- Electro-mechanical heavy-duty oven thermostat
- Boiling plate top with six heat zones each controlled by a three-heat switch
- 3" (76mm) high stainless steel vent raiser
- Heat resistant, cool to touch oven door handle
- 6" (152mm) adjustable chrome plated legs (NSF)
- One Year limited parts & labor (USA & Canada)

Optional Features:

- ☐ Stainless steel main back (R&S models)
- ☐ Extra oven rack
- ☐ Set of (4) Polyurethane (non-marking) swivel casters complete with front brakes
- ☐ 6" (152mm) adjustable stainless steel legs.
- ☐ High voltage 460V (Note: high voltage models have three (3) switch controls)
- ☐ Marine equipment - hand rails, oven door latch, drip tray stop and deck fasteners

NOTE: Ranges supplied with casters must be installed with an approved restraining device.

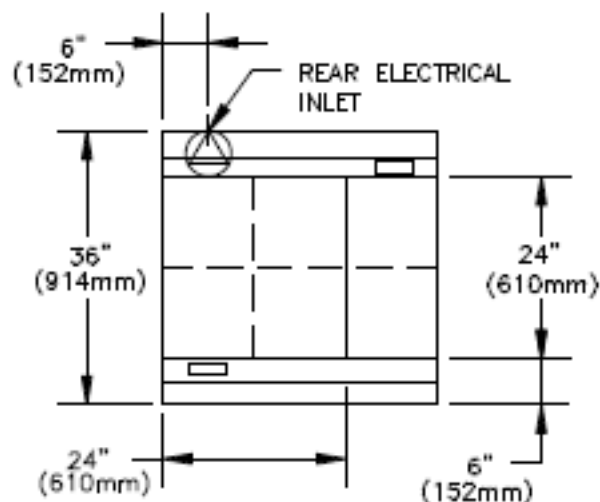
Specifications:

Heavy-duty electric range, Model 36ER-39, with boil plate top. Top consists of one boiling plate with six heat zones. Each controlled by a three-heat switch. The 460V version contains three heat zones only. Full size oven is controlled by a heavy-duty electromechanical thermostat. Oven interior is 13.5" (343mm) high x 26.25" (667mm) wide x 29" (533mm) deep with removable four-position chrome plated rack guides and one oven rack, front and rear stainless steel grease troughs. Stainless steel front and sides. Circuit breakers or fuses provide electric circuit protection. Available with casters or for dais mount. Model 36ES39 has storage base in lieu of oven section.



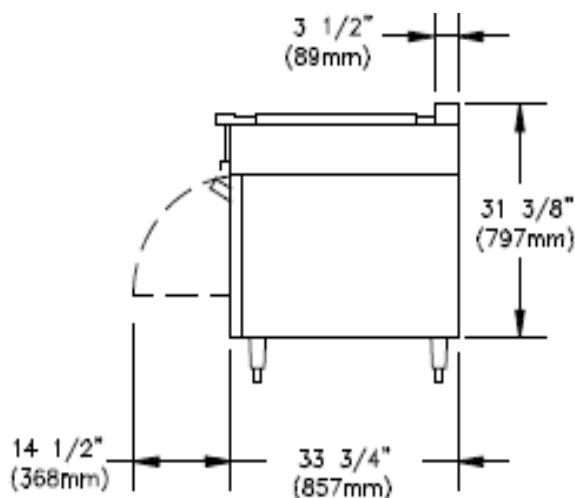
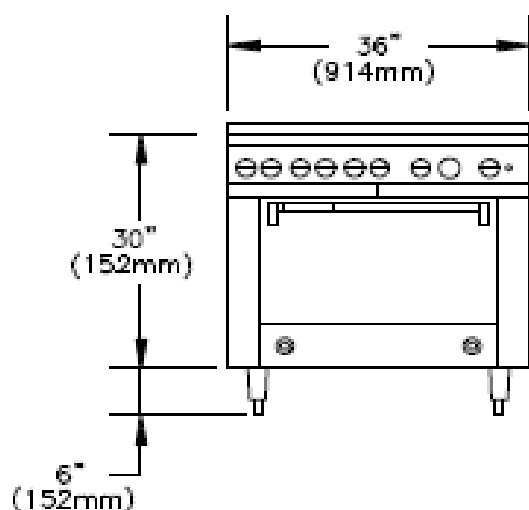
36 E Series Heavy Duty Boil Section Top Range

MODEL	TOTAL kW	3-PHASE kW PER PHASE ALL VOLTAGES			NOMINAL AMPERES PER LINE											
					SINGLE PHASE			THREE PHASE								
		X-Y	Y-Z	X-Z	208V	240V	460V	208V			240V			460V		
								X	Y	Z	X	Y	Z	X	Y	Z
36ER39	18.5	6.5	4	8	89	79	40	61	45	50	54	39	45	28	20	23
36ES	12	4	4	4	58	51	26	34	34	34	30	30	30	15	15	15



CLEARANCES			
ENTRY		TO COMBUSTIBLE WALL	
CRATED	UNCRAVED	SIDES	REAR*
41-1/4" (1048mm)	36-1/4" (921mm)	3" (76mm)	1/2" (13mm)

Garland products are not approved or authorized for home or residential use, but are intended for commercial applications only. Garland will not provide service, warranty, maintenance or support of any kind other than in commercial applications.



Form# 36ER39 (01/20/14)